NOTE: DOUBLE CAMBER REQUIRED FOR HANDOVER

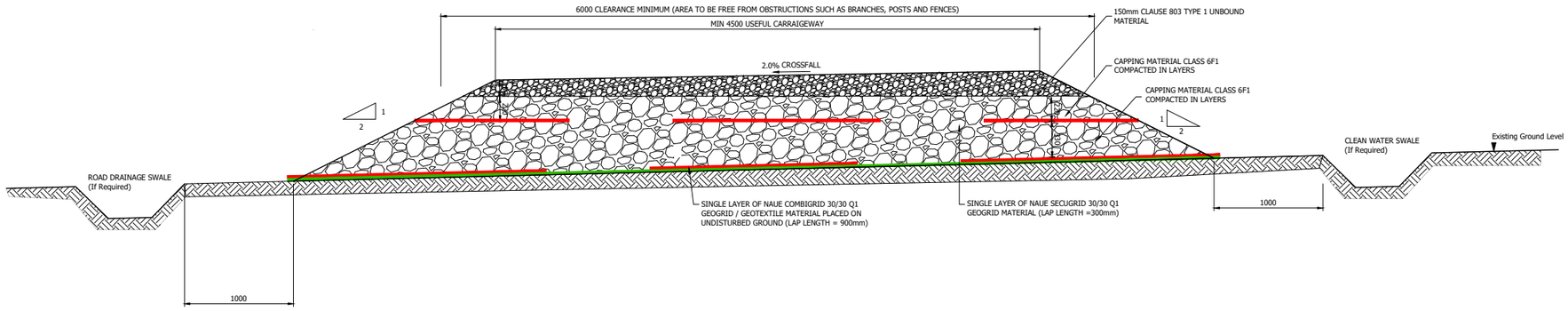

TYPICAL SECTION - NEW FLOATING ACCESS TRACK - (CBR = 1%)

SCALE 1:50

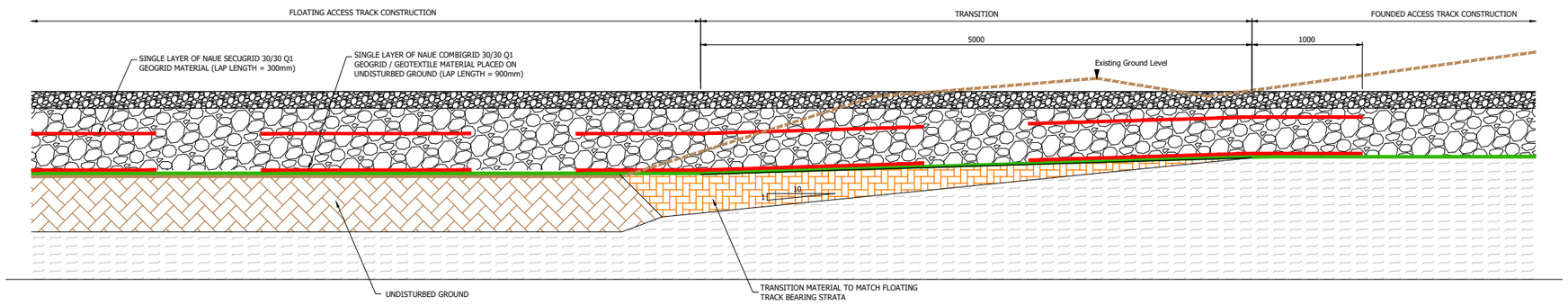

TRANSITION BETWEEN FLOATING AND FOUNDED TRACK

SCALE 1:50

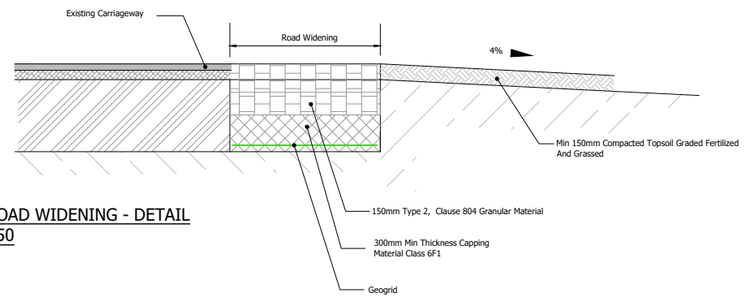

PUBLIC ROAD WIDENING - DETAIL

Scale 1 : 50

NOTES:

1. FIGURED DIMENSIONS ONLY TO BE TAKEN FROM THIS DRAWING.
2. ALL DRAWINGS TO BE CHECKED BY THE CONTRACTOR ON SITE.
3. ENGINEER TO BE INFORMED OF ANY DISCREPANCIES BEFORE ANY WORK COMMENCES.
4. THIS DRAWING TO BE READ IN CONJUNCTION WITH ALL OTHER RELEVANT DRAWINGS AND SPECIFICATIONS.

THIS DRAWING IS NOT TO BE USED AS A CONSTRUCTION DRAWING.

rev.	modifications	D	C	A

P:\jod-jobs\6289 Tirawley WF\700 Drawings\703 Planning\300 - Road Details\6289-PL-300_301.dwg

Client
CONSTANT ENERGY LTD

Project
TIRAWLEY WIND FARM
CO. MAYO

Stage
PLANNING

Title
ACCESS TRACKS
CONSTRUCTION DETAILS
SHEET 2

Scales
1:50 (A3)

Surveyed	Prepared	Checked	Approved	Date
JOD	JB	MG / DT	DK	07/2025

JENNINGS O'DONOVAN
an RSK company

© COPYRIGHT OF
JENNINGS O'DONOVAN AND PARTNERS LIMITED

FINISKLIN
SLIGO
IRELAND

Tel (+353) 719 161 416
Email. info@jodireland.com
www.jodireland.com

@JOD_Sligo Jennings O'Donovan & Partners Jennings O'Donovan

Job No.	Drawing no.	Revision
6289	PL-301	0